




MCS-MAGNUM-DOOR

Description & Specifications



Part # **MCS-MAGNUM-DOOR**



Description

The **MCS-MAGNUM** is a durable microprocessor based controller designed for the hostile environments in the HVAC/R industry. It is designed to be the primary manager of the package it is controlling.

The Magnum provides flexibility with setpoints and control options that can be selected prior to commissioning a system or when the unit is live and functioning. Displays, alarms and other interfaces are accomplished in a clear and simple language that informs the user as to the status of the controller.

The **MCS-MAGNUM-DOOR** consists of a master control board along with a keypad and display. Complementing the Magnum micro controller are the **MCS-RO10** and **MCS-SI16-AO4** expansion boards. This allows for system expansion to a maximum of 112 inputs, and 108 outputs. Communication with these units occurs at 38,400 baud over the MCS-I/O port, which is dedicated to this purpose.

A RS-485 port is also provided for communication with Building Management Systems (BMS). Other features include the integration of BACnet IP, Modbus IP and Modbus RTU into the MAGNUM. A **MCS-BMS-GATEWAY** is also available that allows communication via BACnet MSTP and LonWorks.

A complete software support package is available for your PC, allowing for system configuration, dynamic on-line display screens, remote communication, graphing and more.

An optional RS-232 port can be added to the back of the keypad. See photo to the right.

Specifications

Controller


Dimensions.....	12.0" w, 8.0" h, 2.0" d
Mounting Holes.....	Mounts on a backplane utilizing eight through-hole studs
Operating Temperature	-40°F to +158°F (-40°C to +70°C)
Operating Humidity.....	0-95% Non-Condensing
Storage Temperature.....	-40°F to +158°F (-40°C to +70°C)
Microprocessor.....	Zilog eZ80 Acclaim! @ 50mhz
Sensor Inputs (SI).....	12 inputs 0-5vdc (10-bit A/D)
Digital Inputs.....	4 inputs 0 or 5vdc only
Relay Outputs (RO).....	10 outputs 6.3amps @ 230vac
Analog Outputs (AO).....	4 outputs 0-10vdc
Printed Circuit Board	Six layer with separate power and ground planes
Input Power (Standard)	115 or 230vac ±10% 50/60Hz @ 77°F (25°C) ambient, 20VA max (Voltage is field selectable)
MCS-I/O Comm Port	1 @ 38,400 baud
RS-485 Comm Port	1 @ 19,200 baud
Ethernet.....	10/100 Mbps Ethernet
Real Time Clock	Battery backup
Power Detection	Automatic power fail reset

Keypad/LCD NEMA rated Type 1

Display.....	128 x 64 dot pixel STN monochrome graphics LCD with 2.8" diagonal viewing area
Color.....	White characters on a blue background (Reversible)
Keypad Size	7.25" w x 8.50" h (8 mounting studs)
Keypad Layout.....	9 keys (3 function keys)
Connection	6 conductor shielded cable (max length of cable is 10 feet)
RS-485 Comm Port	1 @ 19,200 baud
Operating Temperature.....	-4°F to +158°F (-20°C to +70°C)
Operating Humidity.....	0-95% Non-Condensing
Storage Temperature.....	-22°F to +185°F (-30°C to +85°C)


Options

- 24 24vac input power ±10%
50/60Hz @ 77°F (25°C) ambient
- 232 RS-232 port on back of Keypad



Accessory Parts

MCS-RS485-EXTENDER
Cable for extending RS485 port to front of control cabinet



MCS-RS232-EXTENDER
Cable for extending RS232 port to front of control cabinet

