

Micro Control Systems

APPLICATION NOTE



APP-095

How to Transmit a Configuration File Using MCS-Connect

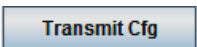
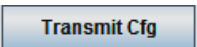
Revision History

Date	Author	Description
08/20/2014	Daniel Bonessi	Created application note

1.If you are connected utilizing a Null Modem Serial Cable

1. Connect to the MCS-MAGNUM by attaching a null modem serial cable (DB9 Male to DB9 Female) to the port on the front of the MCS-MAGNUM-KEYPAD.
2. On your computer start MCS-Connect.
3. Select Local Serial as method of connection. This will bring up the MCS-MAGNUM scanning screen.
4. Select the MCS-MAGNUM you would like to connect to and click the respective tab. Wait for the tables to load.
5. Click the **View Only** button and enter the correct authorization code (must be service level or higher). This will enable the  button.
6. Click the  button and navigate to the configuration file you wish to transmit in the file-chooser that pops up. (Be sure the file type is .cfg)
7. Open the configuration file and wait until it has finished transmitting.
8. You may need to rescan to find the MCS-MAGNUM after the file has been loaded.

2. If you are connected utilizing a Crossover Ethernet Cable

1. Connect to the MCS-MAGNUM through the Ethernet port on the MCS-MAGNUM or through an Ethernet switch already connected to the MCS-MAGNUM. Note your computer must be on the same network as the MCS-MAGNUM. (See app note 79).
2. On your computer start MCS-Connect
3. Select Local Ethernet as method of connection. This will bring up the MCS-MAGNUM scanning screen.
4. Select the MCS-MAGNUM you would like to connect to and click the respective tab. Wait for the tables to load.
5. Click the **View Only** button and enter the correct authorization code (must be service level or higher). This will enable the  button.
6. Click the  button and navigate to the configuration file you wish to transmit in the file-chooser that pops up. (Be sure the file type is .cfg)
7. Open the configuration file and wait until it has finished transmitting.
8. You may need to rescan to find the MCS-MAGNUM after the file has been loaded.